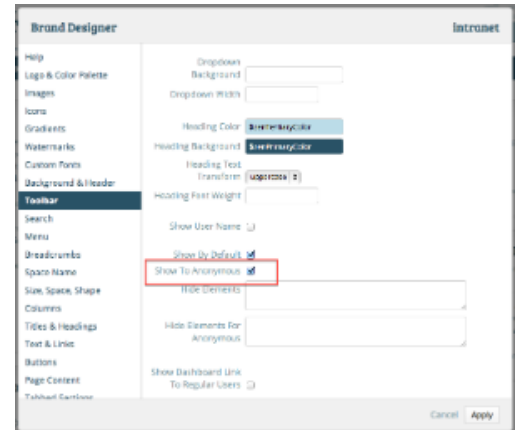


# Managing the Toolbar

## Hiding the Toolbar for Anonymous Users

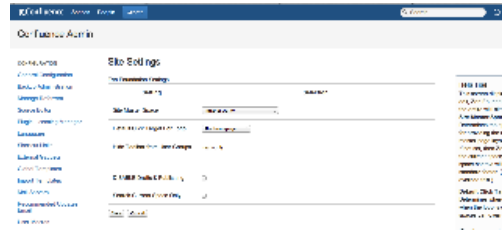
In the Brand Designer, you can use the Toolbar panel's **Show To Anonymous** setting to choose whether to show the toolbar to anonymous users.



## Hiding the Toolbar Based on Group Membership

For logged in users, you can suppress the toolbar for logged-in users based on group membership. To do this:

1. Go to Zen Foundation's **Site Settings** page in the Admin Console.
2. Edit the \*Hide Toolbar from User Groups\* field.
3. Enter a comma-separated list of user groups whose members should NOT be shown the Zen toolbar.
4. Click **Save**.



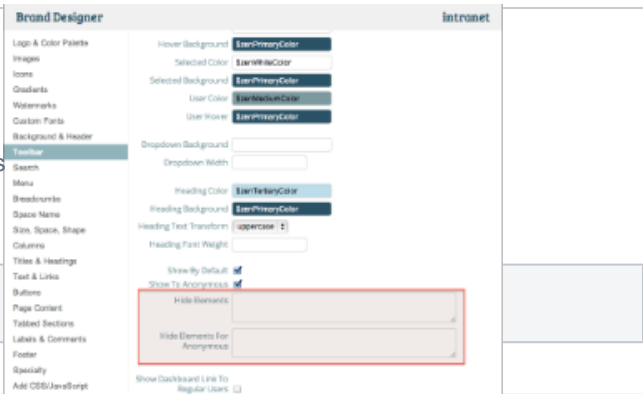
## Pruning Toolbar Menu Items

You can use the Brand Designer to prune the toolbar's menu items for **all users**, or **just for anonymous users**.






To do this:

1. Open the Brand Designer
2. Find "Toolbar" in the left-hand column of the designer
3. Scroll to the bottom of the wizard and look for "**Hide Elements**" and "**Hide Elements for Anonymous**"
4. Enter the menu item ID Attribute (or sub-menu item attribute - see below) that you would like to hide in the appropriate entry field (either **all users**, or just **anonymous users**)
5. (separate those items with commas, as below)

Toolbar:  
ID  
Attributes



ID Attribute	Icon	possible sub-menu items
#pin		
#user-menu		#update-status-item, #personal-space-item, #my-profile-item, #my-network-item, #view-history-item, #calendar, #screen-size-item, #logout-item
#notifications-link		
#admin-menu		#admin-console-item, #dashboard-item, #browse-space-item, #space-brand-item, #space-settings-item, #page-design-editor-item
#people-menu		
#content-menu		#view-blog-item, #add-bookmark-item, #configure-rss-feed-item, #space-directory-item
#watch-menu		#start-stop-watching-page-item, #start-stop-watching-space-item, #view-watches-item, #manage-watchers-item
#flag-menu		#add-to-favorites-item, #view-favorites-item
#restrict-menu		

#share-content-item		
#page-menu		#view-attachments-item, #link-to-this-page-item, #incoming-links-item, #copy-page-item, #move-page-item, #remove-page-item, #restrict-page-item, #version-history-item, #edit-entire-page-item, #edit-in-word-item, #view-in-hierarchy-link-item, #action-export-pdf-link-item, #action-export-word-link-item, #import-word-doc-item
#expando		
#add		#add-page-item, #add-blog-item, #add-attachments-item
#view-drafts-item		
#search		

## Want More Control?

You can use custom JavaScript to fine-tune the toolbar based on the type of user that's logged in. See the [Advanced Toolbar Customization](#) page for more information.